

COMPACT
disc

Panasonic®



3DO

3DO, the 3DO logos and Interactive Multiplayer are trademarks of The 3DO Company.

The trademarks of The 3DO Company are used by Panasonic under license from the owner of the trademark.

©1995 Media Entertainment Co., Ltd. All rights reserved

©1985 DATA EAST CORP. All rights reserved.

Manufactured and distributed by Matsushita Electric Corporation of America.

Printed in U.S.A.

ME
MEDIA ENTERTAINMENT



3DO

Panasonic®

STRAY



ME
MEDIA ENTERTAINMENT

FZ-SM4651
For use with 3DO™ systems

Medical Precautions

1. Physical activities involving regular repeated movements of the wrists, hands and/or fingers may possibly cause repetitive stress injury. Such injury may also affect muscles in the arms, wrists, hands, fingers, shoulders and neck, chest and abdomen, and the legs and back.
2. There have been reports that some people may experience epileptic symptoms or even seizures while concentrating on flashing lights. It is possible that persons with no previous epileptic experiences may, nevertheless, have an undetected condition. To avoid a possible medical problem, if you have an epileptic condition, consult your physician before playing video games or any other visually intensive software products.

To avoid either of these situations, and as sound practice, if you should use this equipment for a extended period of time, it is suggested that you take periodic breaks of 10-15 minutes each hour. Unit should be used in a brightly lit room. Operating in a close distance to the TV should be avoided.

In any event, stop using the Interactive Multiplayer and consult your physician if you detect involuntary muscle movements (such as twitching), altered vision, mental or visual confusion, convulsions, muscular pain, numbness of fingers, palms or other areas.



Contents


Prologue	4
How to use the control pad	6
How to use each button in this game	7
How to start this game	8
Game Over and Continue	9

Prologue:


Alex Hawkfield was an ordinary young man who was living in a small quiet town.

One day, he found an old man who was almost dead lying on the street. Most of the people ignored him because everyone could see that the old man would not survive. Among those people, Alex was the only one who actually took the old man to his own house and took care of him. A few days later the exhausted Alex was falling asleep by the old man when suddenly he heard a deep strong voice...

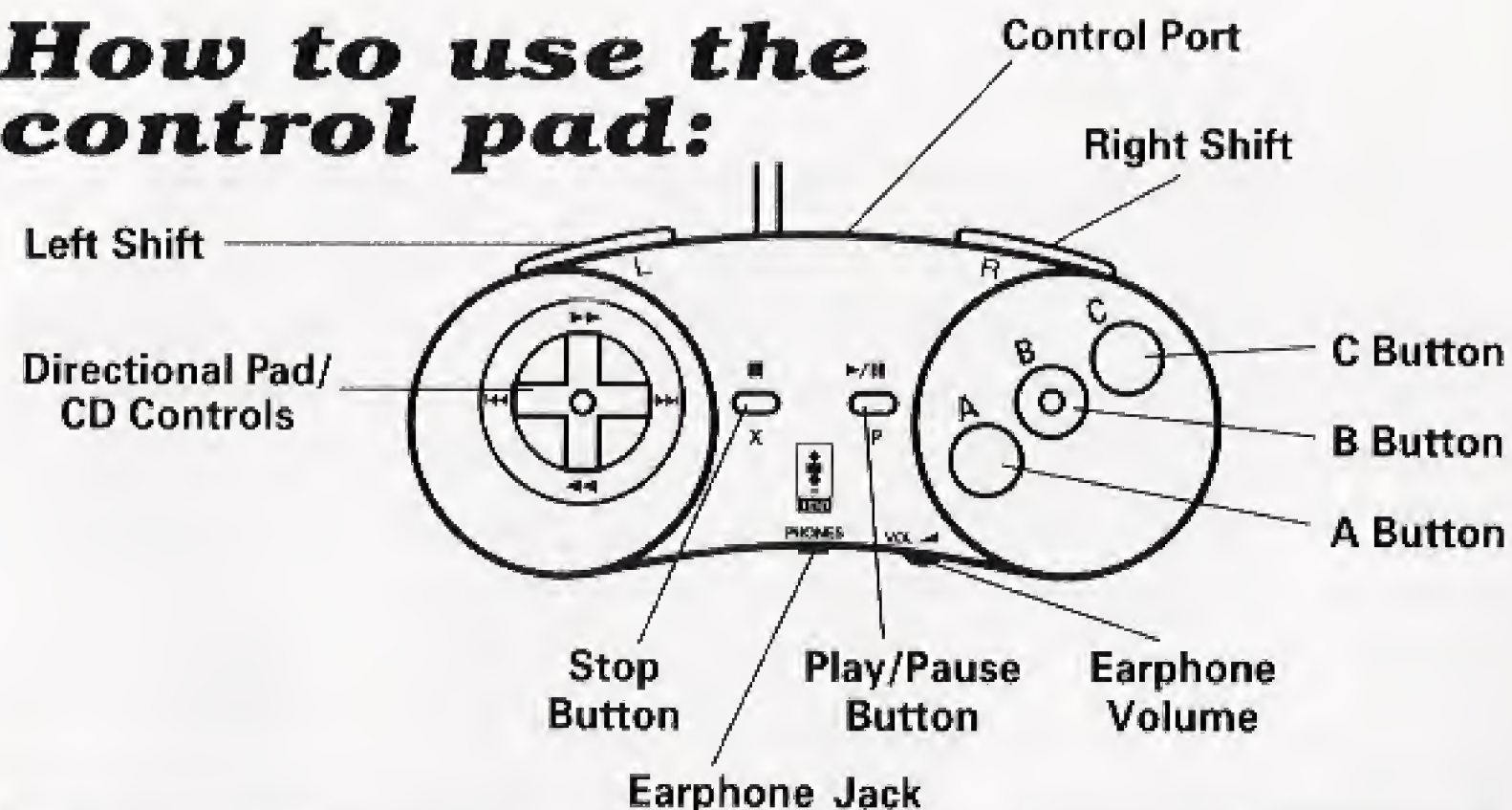
"Wake up, Alex..." When Alex opened his eyes, there was that old man standing in front of him. His features were different from a few minutes ago. The old man seemed like he had never been ill before.



As the old man looked at Alex who was shocked, he said "Alex, I can see that your heart is full of kindness. You have potential to make this world better. If you try, you are capable of becoming a king. Would you like to try your own power and unknown potential that you have inside?" Alex didn't know how to answer, but in a second he was moved by his own curiosity. Before Alex could say a word, the old man knew that Alex was ready for it. The old man swung his cane and the room was filled with lights. The lights were so bright that they made everything disappear and Alex's long trial had begun.



How to use the control pad:



Directional Pad:

Used for selecting the game stages.
Also used when you see arrow signs on the screen.

P button: Used for starting the game.

X button: Is not used in this game.

A button:

Use when you see the crossed sword sign on the screen.
Used to make a selection in the selection screen.
Used to skip message screens.


B button:

Use when you see the power gauge sign on the screen.

C button: Is not used in this game.

STRAHL

How to use each button in this game:



Directional Pad - When you see the arrow signs on the screen, press the directional pad (D-Pad) in that direction.



A button is your sword. Press the A button one time when you see the sword sign comes on the screen.

B button means power. Press the B button rapidly many times as needed to eliminate the power bar!



STRAHL

How to start this game:

After you turn the 3DO on, the title comes up. Press the "P" button to move to the prologue. You will see three crystals colored in red, yellow, and blue. Each crystal represents sky, land, and water. Choose the one crystal that you wish to start with then press the A button to start the game. There are 48 different endings possible. It depends on which theme (sky, land, or water) and how well you perform in this game which ending you will reach.

The purpose of the game is to collect seven different crystals from seven different stages. The less mistakes that you make during this game the better the ending you will create.



STRAHL

Game Over and Continue:

You have 3 lives and 2 opportunities of continuing. (total of 9 lives) If you don't collect all crystals within these 9 lives, your game will be over.



END USER NOTICE

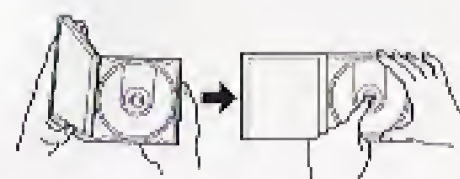
THE 3DO COMPANY SHALL NOT BE LIABLE TO THE END USER FOR ANY LOSS OF DATA, LOST PROFITS, COST OF SUBSTITUTE GOODS OR OTHER CONSEQUENTIAL, INCIDENTAL, SPECIAL, PUNITIVE, OR OTHER DAMAGES OF ANY KIND ARISING OUT OF THE USE OF OR INABILITY TO USE THE SOFTWARE.

THE 3DO COMPANY MAKES NO WARRANTIES, EXPRESS, IMPLIED OR STATUTORY, REGARDING THE SOFTWARE, INCLUDING WITHOUT LIMITATION THE IMPLIED WARRANTIES OF MERCHANTABILITY AND FITNESS FOR ANY PARTICULAR PURPOSE, OR ANY EQUIVALENT WARRANTIES UNDER THE LAWS OF ANY JURISDICTION.

DO NOT USE A FRONT OR REAR PROJECTION TELEVISION WITH THIS PRODUCT. YOUR PROJECTION TELEVISION SCREEN MAY BE PERMANENTLY DAMAGED IF STATIONARY SCENES OR PATTERNS ARE PLAYED ON YOUR PROJECTION TELEVISION. SIMILAR DAMAGE MAY OCCUR IF YOU PLACE THIS PRODUCT ON HOLD OR PAUSE. IF YOU USE YOUR PROJECTION TELEVISION WITH THIS PRODUCT, NEITHER THE 3DO COMPANY, MATSUSHITA ELECTRIC INDUSTRIAL CO., LTD. MATSUSHITA ELECTRIC CORPORATION OF AMERICA NOR MEDIA ENTERTAINMENT WILL BE LIABLE FOR ANY RESULTING DAMAGE. THIS SITUATION IS NOT CAUSED BY A DEFECT IN THIS PRODUCT OR THE 3DO SYSTEM; OTHER FIXED OR REPETITIVE IMAGES MAY CAUSE SIMILAR DAMAGE TO A PROJECTION TELEVISION. PLEASE CONTACT YOUR TV MANUFACTURER FOR FURTHER INFORMATION.

THE EXECUTION OF SOFTWARE WITH THE 3DO SYSTEM INVOLVES THE USE OF PATENT RIGHTS, GRANTED OR APPLIED FOR, IN CERTAIN COUNTRIES. A PURCHASER OF THE 3DO SYSTEM IS LICENSED TO USE SUCH PATENT RIGHTS WITH SOFTWARE LICENSED BY THE 3DO COMPANY. NO LICENSE, IMPLIED OR OTHERWISE, IS GRANTED FOR THE EXECUTION OF OTHER SOFTWARE.

Compact Disc Usage Precautions



To open the case, gently press both sides of its top.



To remove the cd from the case, press the center holder and lift the cd, holding by the edges.



To return the cd to the case, insert the cd with the label facing upward, and press downward at the center.

If the surface is soiled, wipe gently with a soft, damp cloth (dampened with water only). Always move the cloth directly outward from the center of the cd, not in a circular motion.

Do not use record cleaning sprays, benzine, thinner, static electricity prevention liquids or any other solvent.

Do not write on the surface of the cd with a ball point pen or other writing instrument.

Be sure to store cds in their cases to protect them from dust, scratches, and warping.

Do not place or store cds in the following places:

- locations exposed to direct sunlight, humid or dusty locations.
- locations directly exposed to a heat outlet or heating device.